


ICOHEAT LTC



Description:

LTC Self Regulating Heating Cables is constructed of matrix made of a semiconductor PTC(Positive temperature coefficient) material extruded even between two parallel copper bus wires. It produces heat from the flow of current through PTC material which converts electrical energy into heat as it is resistance heating element. A self-regulating cable automatically varies its output power according to ambient temperature change. It increases its heat output while the ambient temperature is decreasing. Relatively, it reduces its heat output while the ambient temperature is increasing.

LTC is ideally used for process maintenance and frost protection of pipelines, tanks, roof & gutter anti-ice and other applications where low temperature is needed. It is suitable for hazardous area, also non-hazardous area and corrosive area with fluoropolymer outer jacket.

Benefits:

- Safe, Multiple overlap is allowed and no overheat accumulation when overlap
- Energy-saving, automatically adjust its output power in response to surrounding temperature
- Easy installation, can be cut to length arbitrarily on site within the specified length range
- Reliable, low installed & maintenance cost
- Clear, no pollution for environment.

Standard compliance

- IEC60800

Approvals:



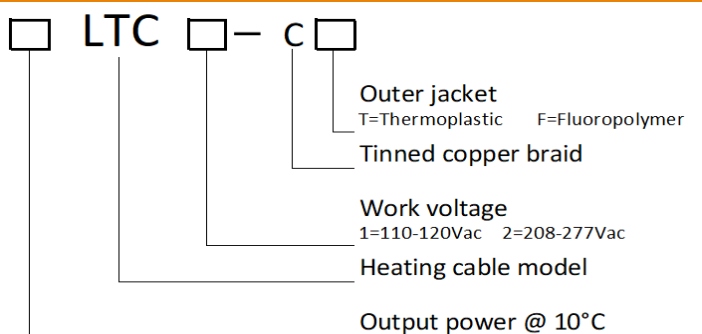
Specification

Max exposure temp(power on):	65°C
Max exposure temp(power off):	85°C
Temperature classification:	T6
Minimum installation temperature:	-40°C
Output power:	10,17,26,33,40W/m
Work Voltage:	110-120V,208-277V
Tinned copper braid resistance:	Max 0.018Ω/m
Min bend radius:	13mm @20°C 35mm @-40°C

Applications

Area classification:	Hazardous, Zone 1, Zone 2 (Gas), Zone 21, Zone 22 (Dust) Ordinary
Traced surface type:	Plastic Carbon steel, Stainless steel Painted or unpainted metal
Chemical resistance:	use CF (fluoropolymer outer jacket) for organic corrosive use CT (thermoplastic outer jacket) for mild inorganic

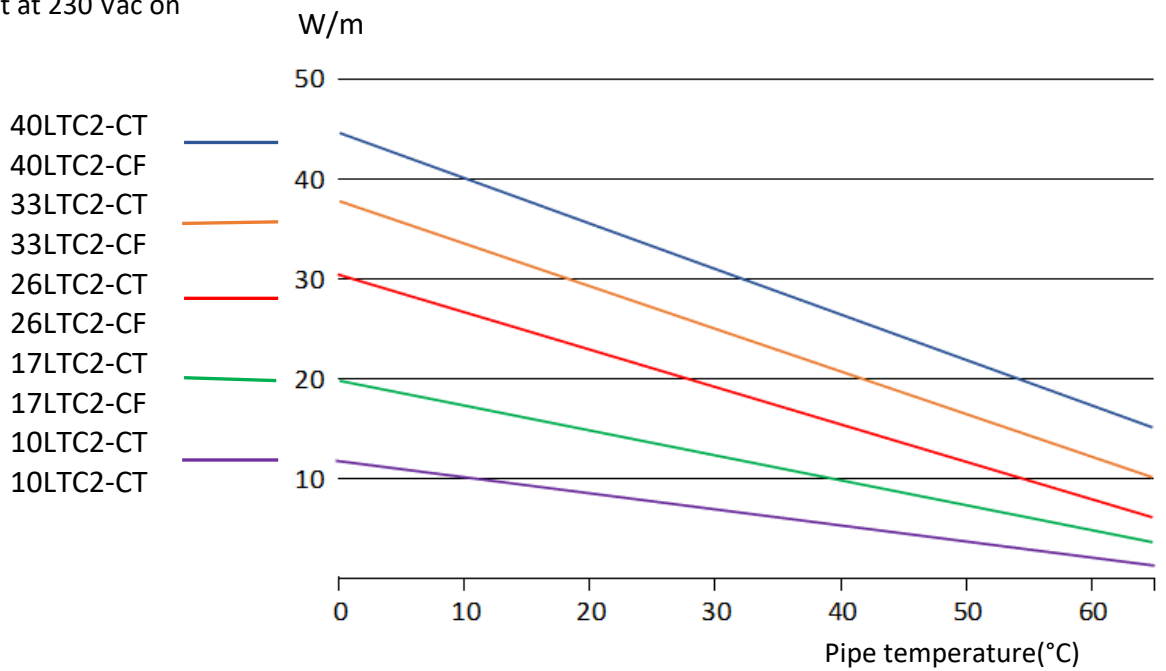
Product information



Model	Dimension(Widthxthickness)	Weight(g/m)
LTC	9.7x3.5	90
LTC-CT	12x6.0	120
LTC-CF	12x5.4	110

Thermal output Rating

Nominal power output at 230 Vac on insulated steel pipes



Maximum circuit length on circuit breakers

Electrical protection sizing	Start-up temperature	Maximum heating cable length per circuit (m)				
		10LTC2	17LTC2	26LTC2	33LTC2	40LTC2
16A	+10°C	200	150	100	65	50
	-15°C	150	100	60	45	35
	-30°C	120	70	45	40	30
20A	+10°C	200	160	120	85	65
	-15°C	190	130	100	55	50
	-30°C	150	100	30	50	35
25A	+10°C	200	160	120	100	90
	-15°C	200	150	100	70	60
	-30°C	170	130	80	65	50
32A	+10°C	200	160	125	100	95
	-15°C	200	160	120	90	75
	-30°C	195	150	100	80	60

based on type 'C' circuit breakers according to EN 60898

The above numbers are for circuit length estimation only.

Icoheat requires the use of a 30 mA residual current device to provide maximum safety and protection from fire. Where design results in higher leakage current, the preferred trip level for adjustable devices is 30 mA above any inherent capacitive leakage characteristic of the heater as specified by the trace heater supplier or alternatively, the next common available trip level for non adjustable devices, with a maximum of 300 mA. All safety aspects need to be proven.

Installation components

Full range of components such as power connections, splices and end seals are provided. These components must be used to ensure proper functioning of the product and compliance with electrical requirements.